

Information Sheet

Elevate Student Experience in Brightspace

D2L LUMI

Chat | Tutor | Feedback

Powered by

LearnWise



01 Elevating the Future of Learning with *AI Together*

D2L Lumi powered by LearnWise AI is bringing advanced AI capabilities directly into the Brightspace platform.

Here's what D2L Lumi by LearnWise AI can do:

Institution:

Support students and staff 24/7 in every step of their journey from admission to graduation with any question regarding student services, studies, courses, technology and more, boosting student retention.



Faculty:

Increase faculty effectiveness by enabling them to identify struggling students early, and to give high-quality feedback on every student assignment within only a fraction of usual grading time.

Student:

Each student's learning journey is different and requires different information at different times. Provide 24/7 personalized support, boost self-directed learning, and ensure deeper learning of course content with engaging exercises right inside Brightspace.

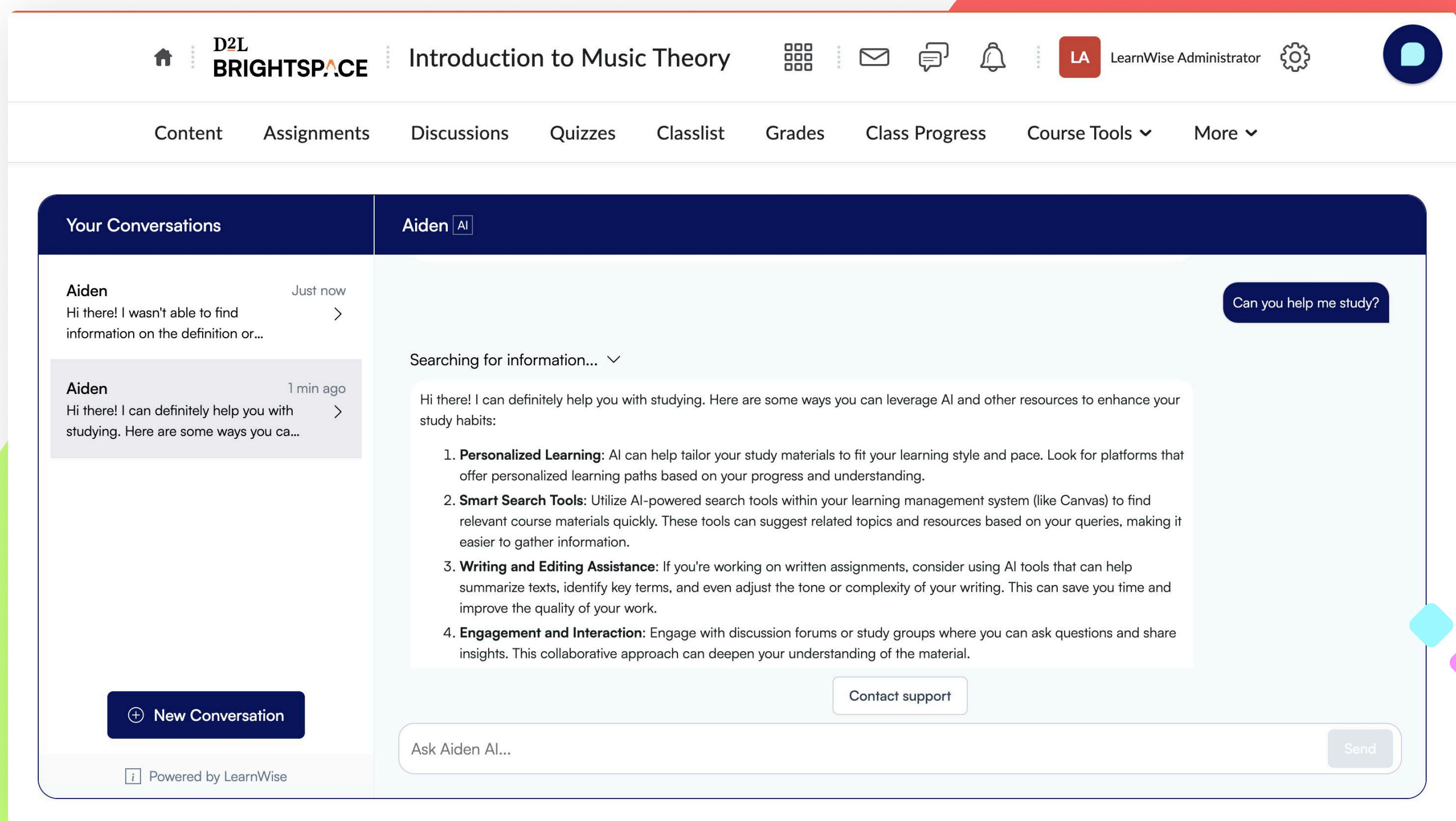


The Era of *Holistic AI* in Brightspace

Lumi by LearnWise AI turns Brightspace into an intelligent learning platform with personalized learning, grading, and support at the fingertips of every Brightspace user at all times.

Built for education, Lumi by LearnWise AI enhances your experience in Brightspace holistically in three ways:

- **Lumi Chat by LearnWise AI:** Instant, context-based support within Brightspace and other institution channels, reducing support tickets by 50%
- **Lumi Tutor by LearnWise AI:** 24/7 available personal support with courses and assignments, and a ‘study buddy’ to practice course content in Brightspace
- **Lumi Grader by LearnWise AI:** AI-powered, rubric-based grading to provide every student high-quality feedback on time with no change to existing workflow



02 Lumi Chat: Smart, Instant Support in Brightspace

Walled Garden Approach

Defined Boundaries: Unlike other models like ChatGPT, LearnWise operates within specific constraints set by the content you provide. This ensures students cannot misuse the AI, maintaining the academic integrity.

Verifiable Answers: Each response from LearnWise is traceable to a specific URL or PDF resource, ensuring credibility and accountability. We ensure answers are based on factual content, eliminating the risk of generating misleading or fabricated information.

Out-of-the-Box Content

Extensive Managed Content Library: LearnWise boasts a comprehensive content library encompassing support articles from over 400+ EdTech apps. Administrators can effortlessly select the apps they utilize, integrating the corresponding knowledge and guides into their AI assistant.

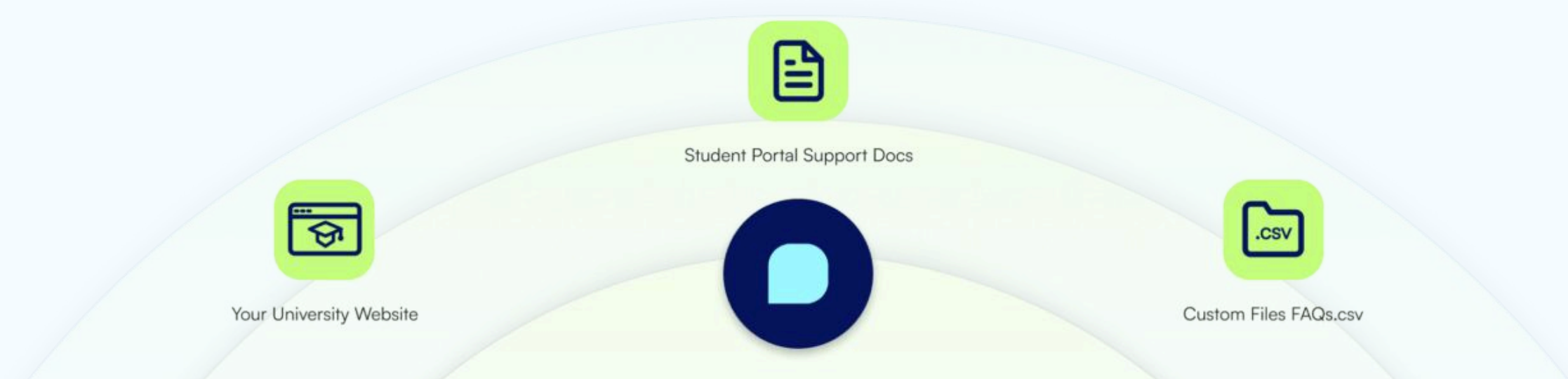
Regular Updates: Our dedicated content team ensures this information remains current by updating it weekly. This reduces the strain on help desks from third-party tool inquiries and supports Brightspace and a wide range of popular tools like Turnitin, FeedbackFruits, and more.



Training Made Simple for Institution-Specific Content

Hassle-Free Content Integration: Simply input your knowledge base URLs, upload relevant PDFs, CSVs, and other documents, and the AI absorbs this knowledge immediately.

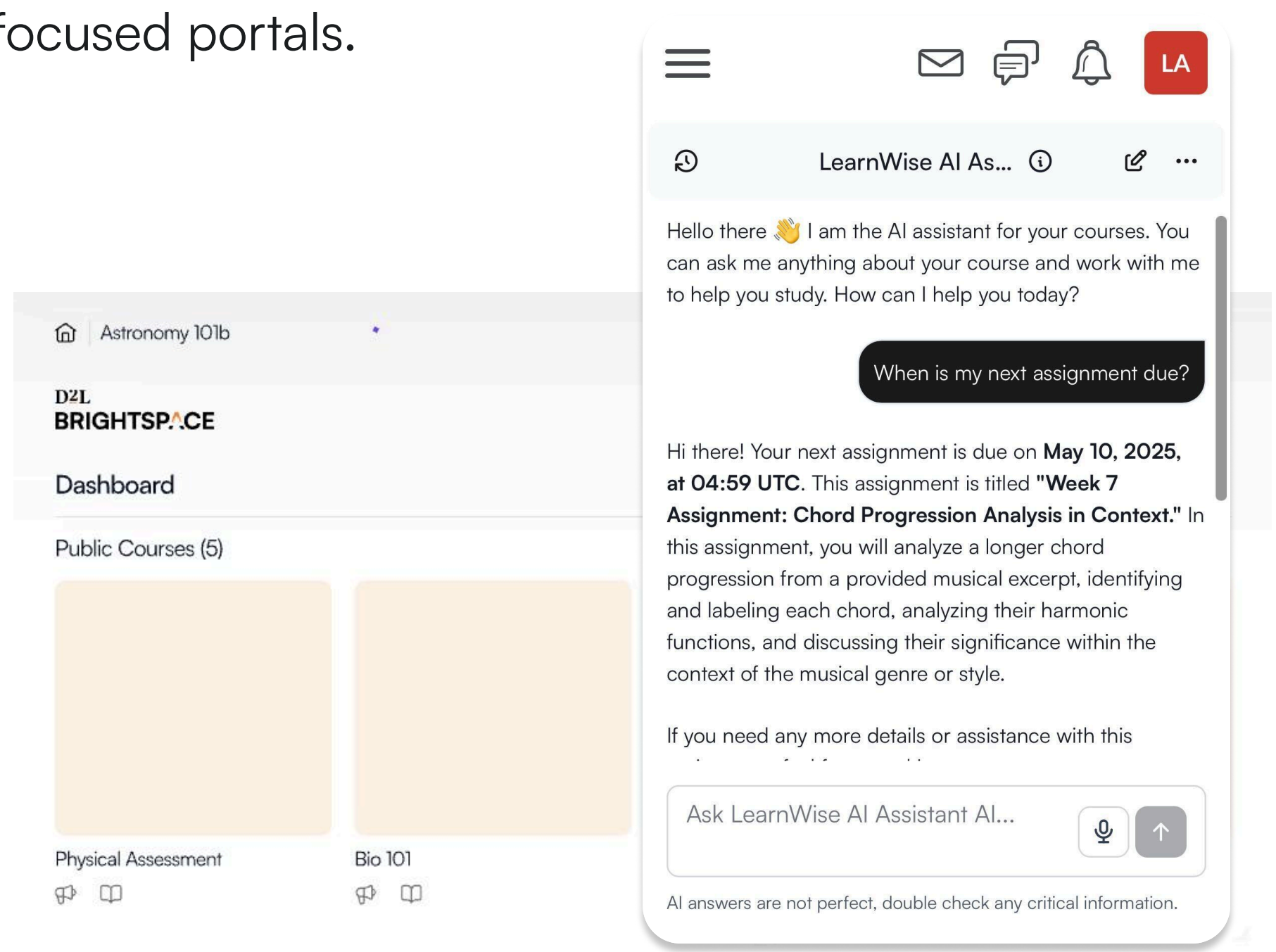
No Hardcoding: Say goodbye to cumbersome "IF THEN" logic. With LearnWise, it takes a mere 30 minutes from entering your knowledge base URL to deploying an intelligent AI assistant.



Comprehensive EdTech Integrations

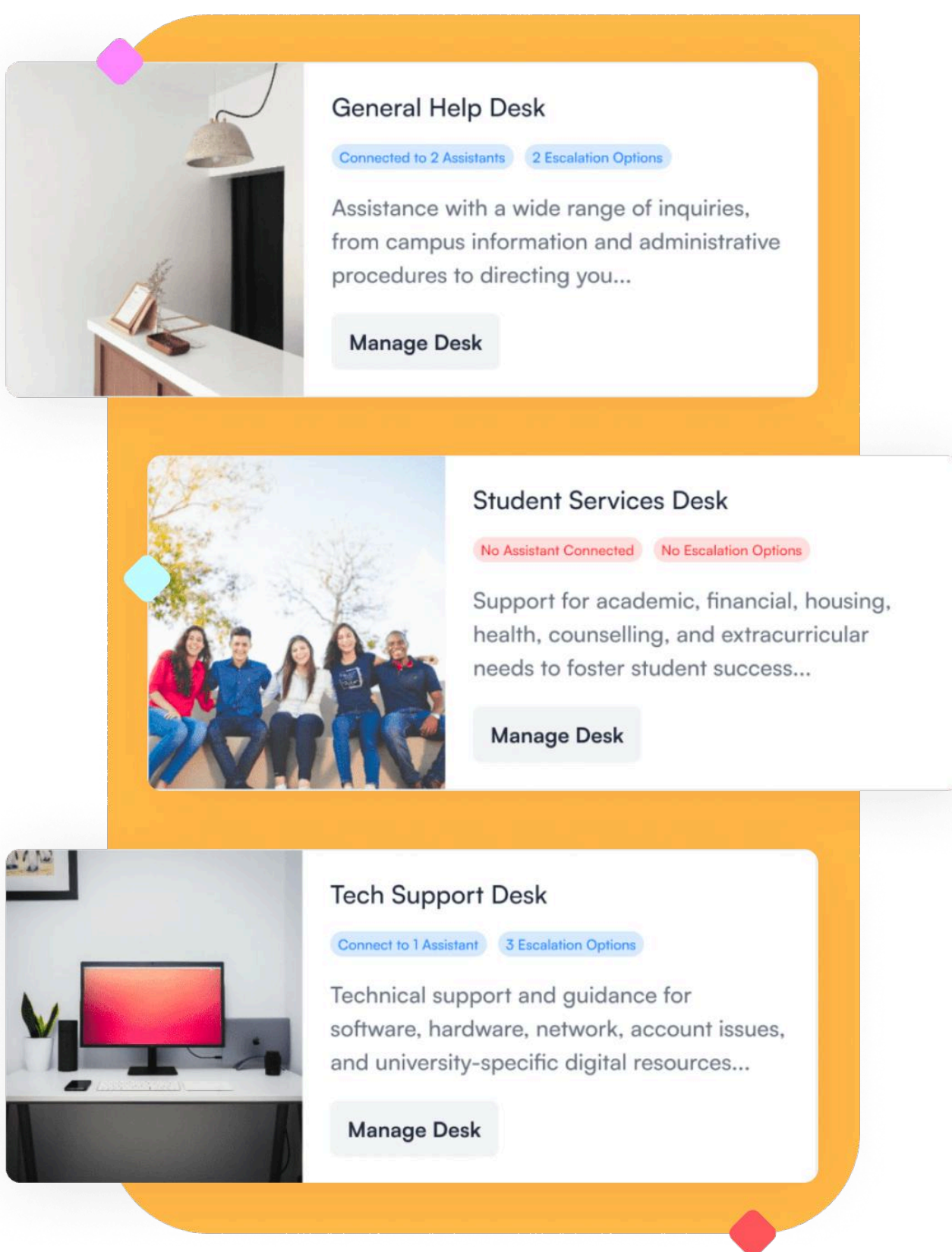
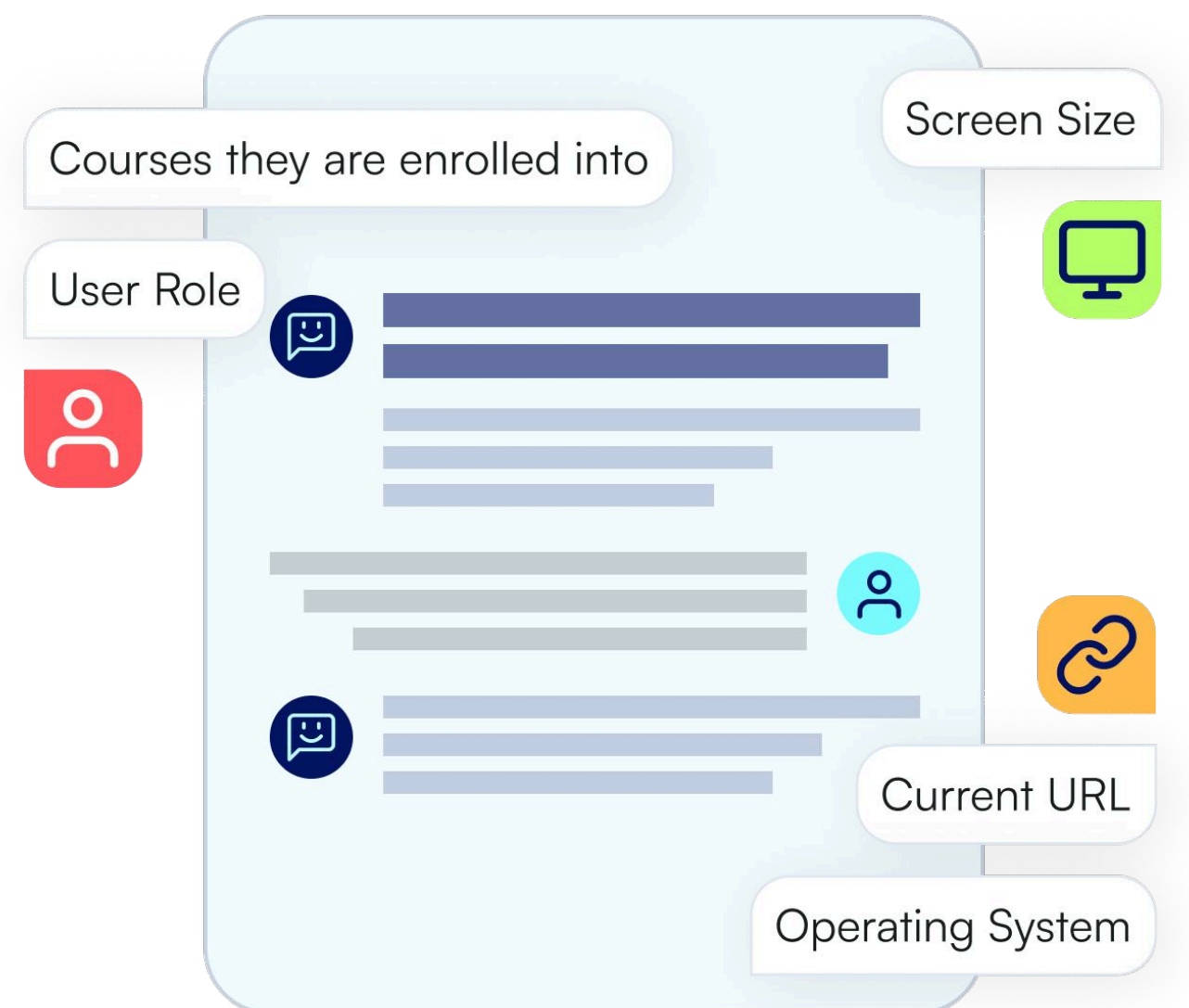
Unified Support Experience: LearnWise ensures seamless support across the institution's entire ecosystem, from student portals to Brightspace, websites, and staff-focused portals.

Effortless Integration: Incorporating LearnWise is as straightforward as integrating Google Analytics. We offer integrations with student portals, content hubs, and more.



User Recognition

Contextual Responses: An AI platform's effectiveness hinges on knowledge and context. By integrating with platforms like student portals and Brightspace, LearnWise can identify critical user data, such as names, email addresses, and roles. Students receive student-specific information, while instructors get instructor-centric answers.



Smart Triage, Intelligent Routing and Workflows

Efficient Escalation: LearnWise designates specific question types to the correct desks, offering a range of contact options for optimal responsiveness.

Barrier-Free Support: Regardless of the query's nature, our Smart Routing guarantees that it's directed to the correct department, streamlining ticket resolutions and effortlessly syncing with existing ticketing systems.

Flexible Workflows: Build keyword-triggered escalation paths for specific user interaction scenarios such as 'mental health' or 'financial aid' inquiries, and order them to meet your institution's needs by simple drag-and-drop.

Seamless Help Desk Integration

Hassle-Free Sync: With LearnWise, connecting to your current ticketing system is smooth and intuitive.

Customizable: Already have a ticketing system in place? Don't change it! Enhance its functionality with LearnWise. We come pre-integrated with over 30 ticketing systems, ensuring that we fit right into your established workflow.



Multi-Lingual Capabilities

Global Readiness: LearnWise is equipped to interact in 107 languages, from English and Spanish to Chinese and Arabic.

Dynamic Response: Even if the source knowledge is in one language, LearnWise AI can respond in the user's language of choice, creating a truly global support system.

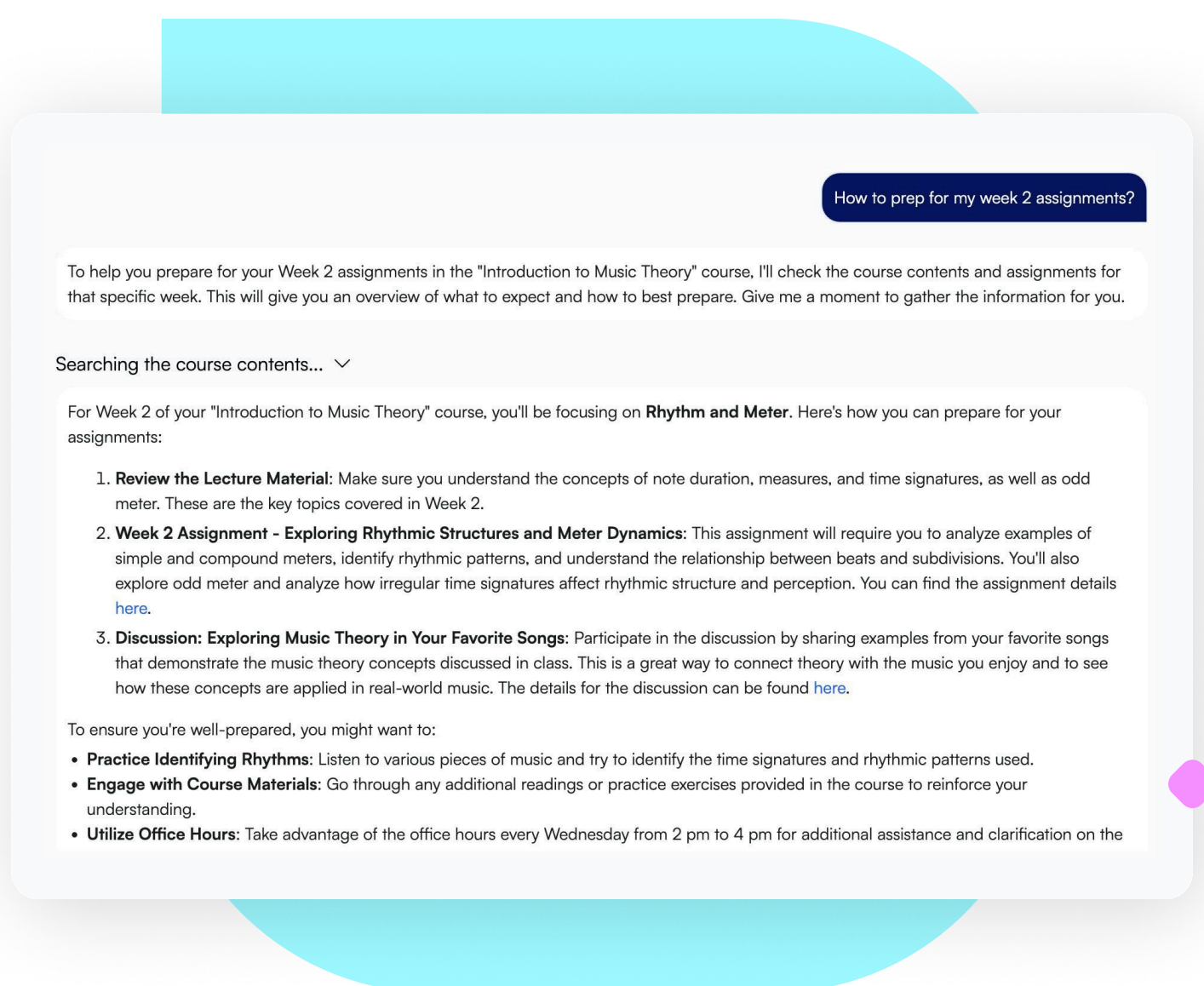


03 Lumi Tutor: 24/7 Personal Study Buddy in Brightspace

Lumi Tutor by LearnWise AI transforms the student experience by providing intelligent, context-aware support directly within the D2L Brightspace environment. Let's explore a few use cases:

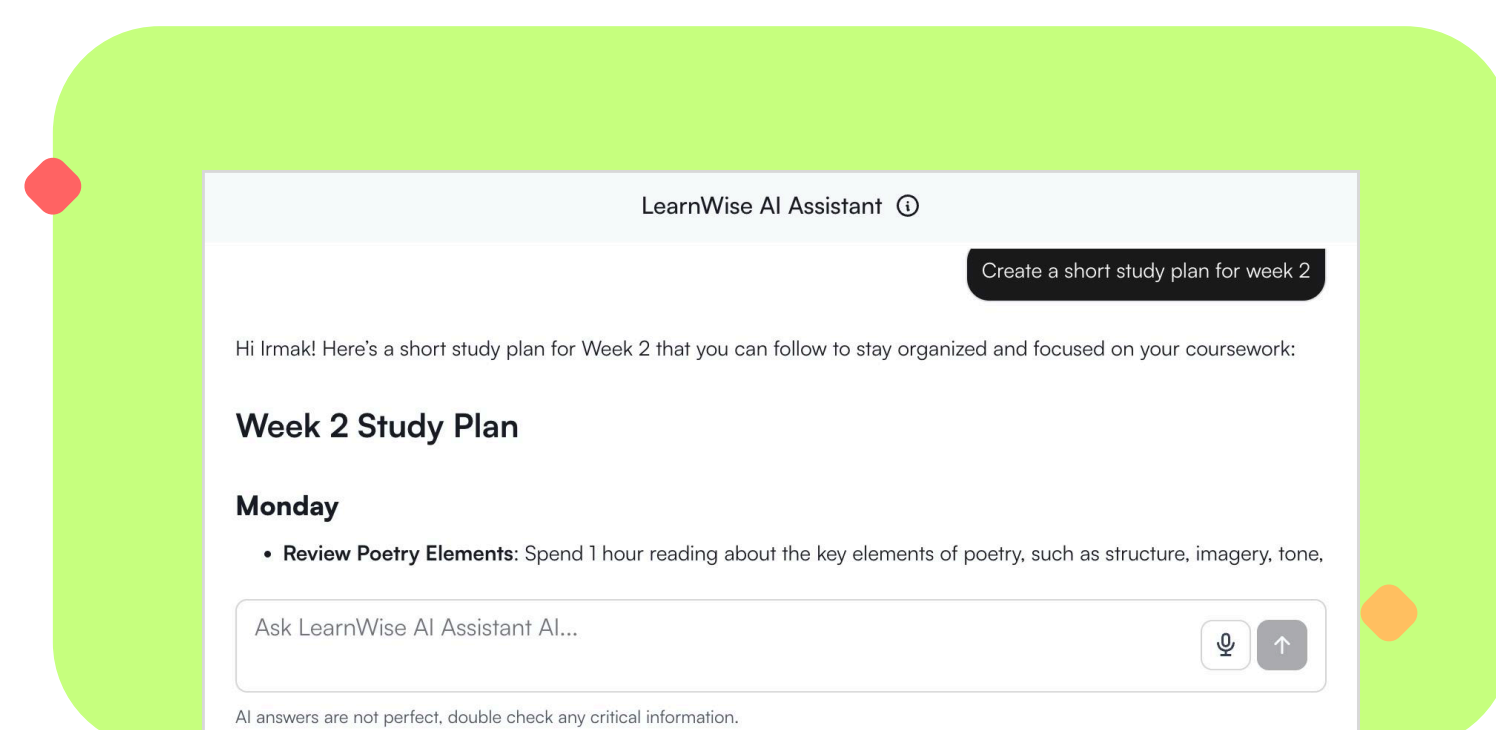
Provide 24/7 Academic Support

Give instant answers for questions like “When is my next assignment due?” or “Summarize last week’s discussions”, helping students be on track with their courses, and saving faculty time from repetitive questions.



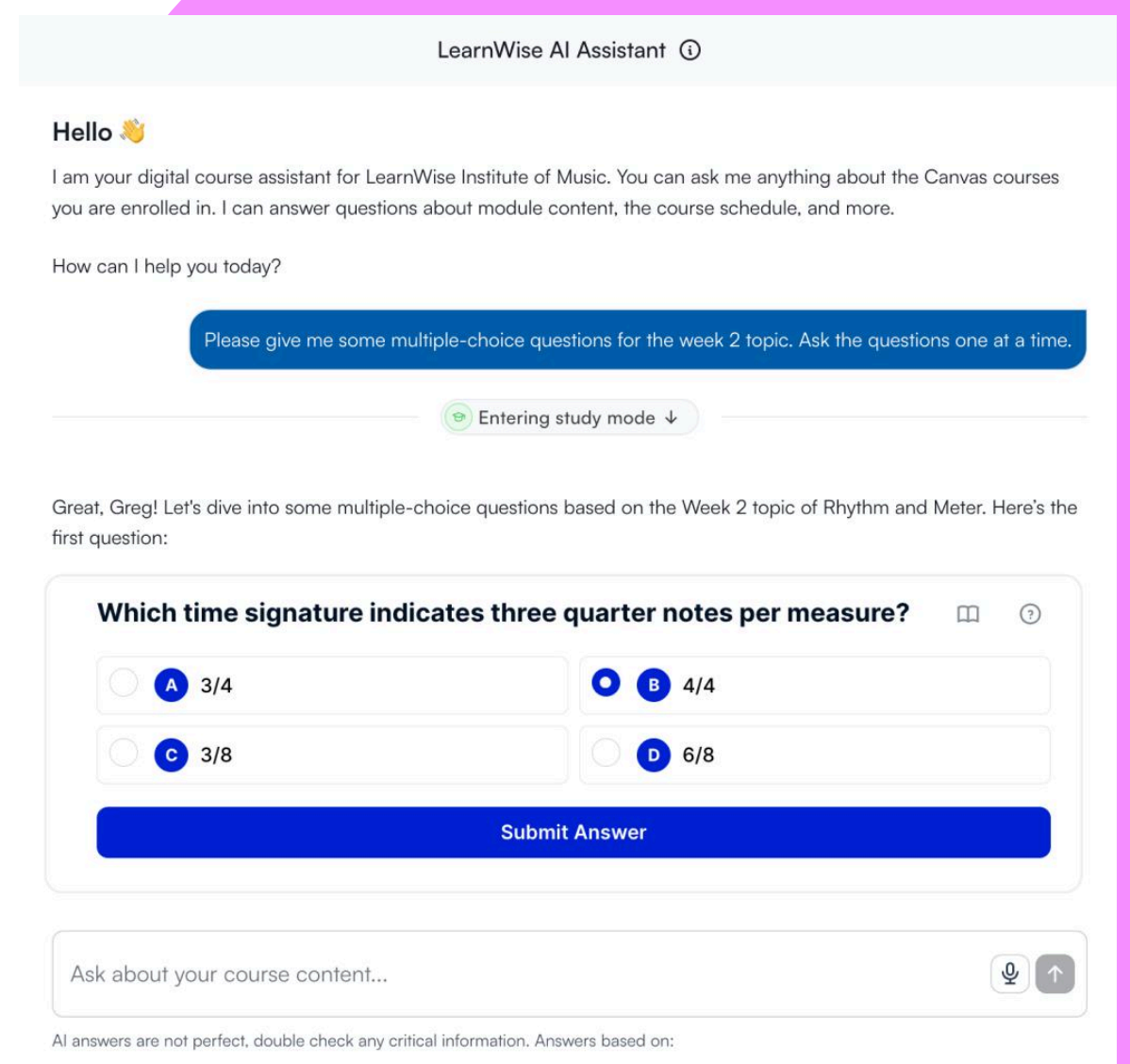
Personalized Study Plans

Lumi Tutor by LearnWise AI can generate tailored study plans for students based on their course schedules and individual progress, helping students manage their time more effectively.



Study Buddy: Help Practice All Course Content

Students can ask Lumi Tutor to create quizzes, flashcards, and more based on course content. Help students reinforce learning outside of the classroom, whenever is most convenient for them, with 50 types of engaging learning exercises through H5P integration.



The screenshot displays the 'LearnWise AI Assistant' interface. It begins with a 'Hello' message and a brief introduction: 'I am your digital course assistant for LearnWise Institute of Music. You can ask me anything about the Canvas courses you are enrolled in. I can answer questions about module content, the course schedule, and more.' Below this is a prompt: 'How can I help you today?' and a user input box containing the text: 'Please give me some multiple-choice questions for the week 2 topic. Ask the questions one at a time.' A progress bar indicates 'Entering study mode'. The assistant then provides a question: 'Great, Greg! Let's dive into some multiple-choice questions based on the Week 2 topic of Rhythm and Meter. Here's the first question:'. The question is: 'Which time signature indicates three quarter notes per measure?'. There are four radio button options: A 3/4, B 4/4, C 3/8, and D 6/8. A 'Submit Answer' button is at the bottom. Below the question is a text input field for asking more questions and a small disclaimer: 'AI answers are not perfect, double check any critical information. Answers based on:'.

Course Navigation Assistance

The AI assistant can help students navigate their course structure, find specific materials, better understand the syllabus or contact the right department for further assistance.

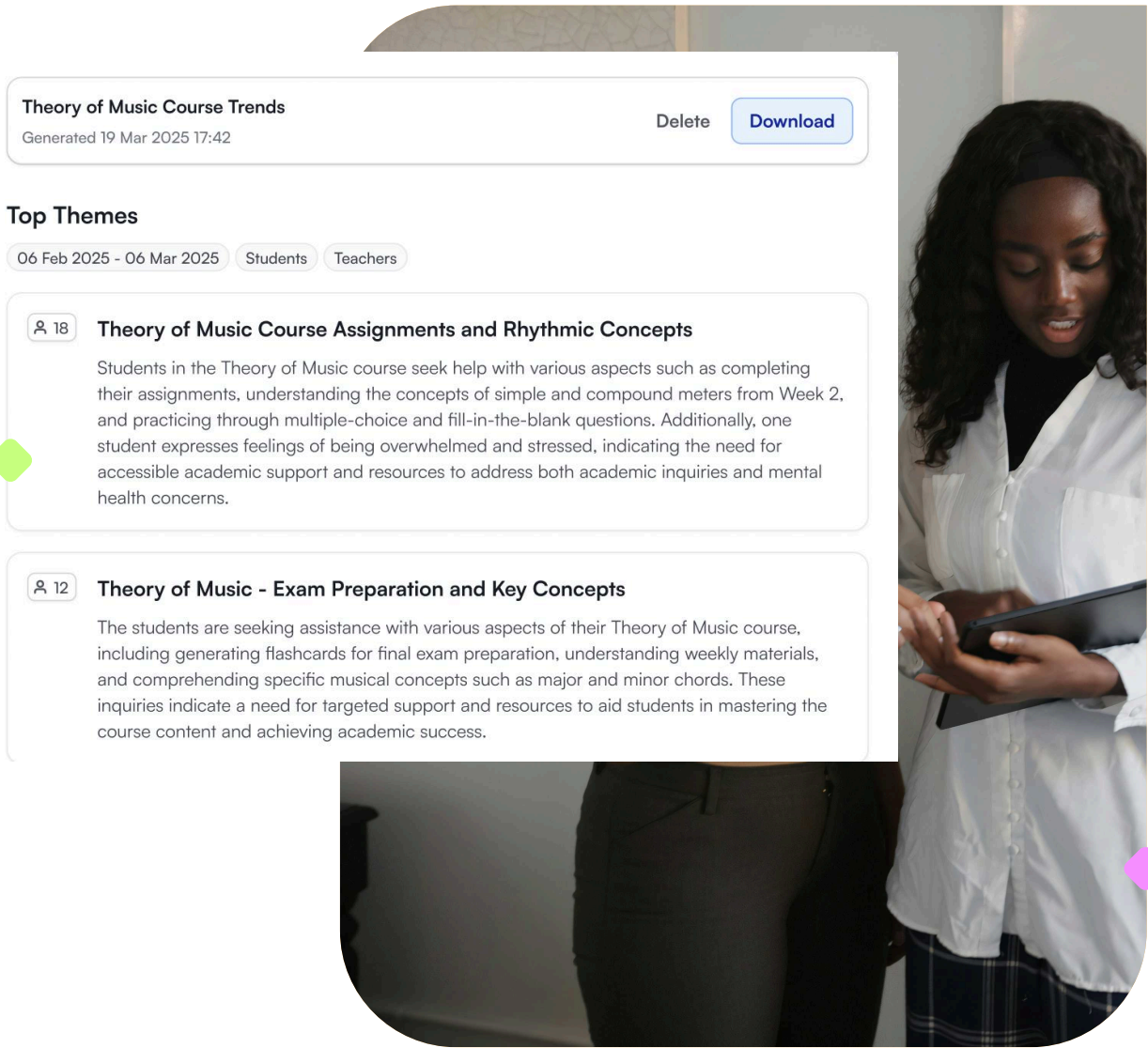
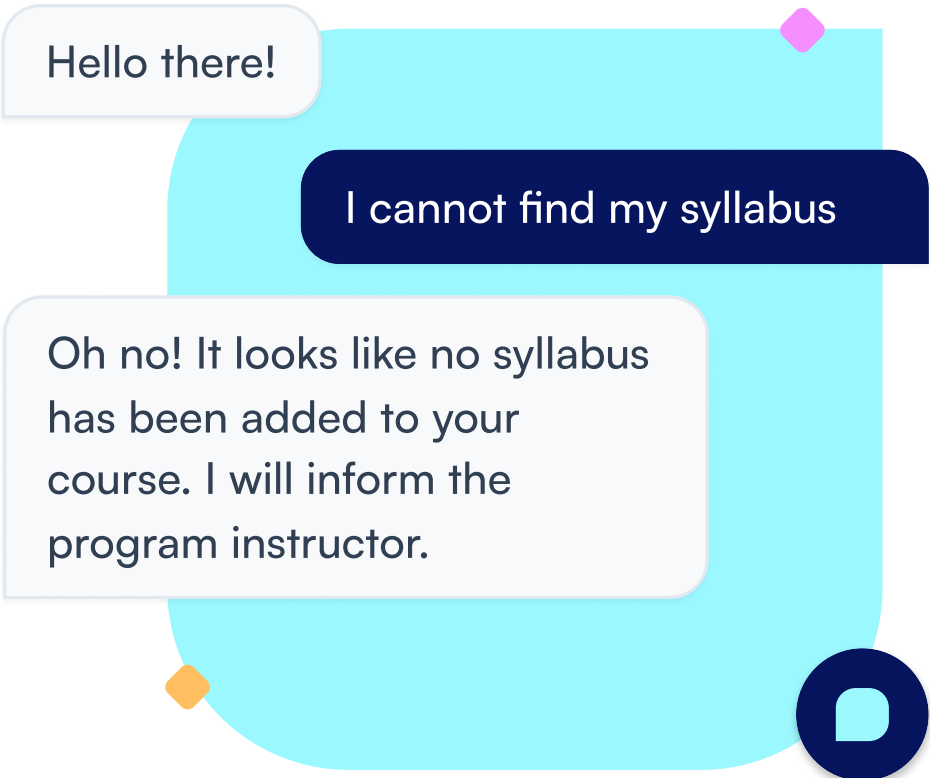
Resource Recommendations

Students can go to the AI for relevant resources, including course materials, external links, and supplementary content to deepen understanding.



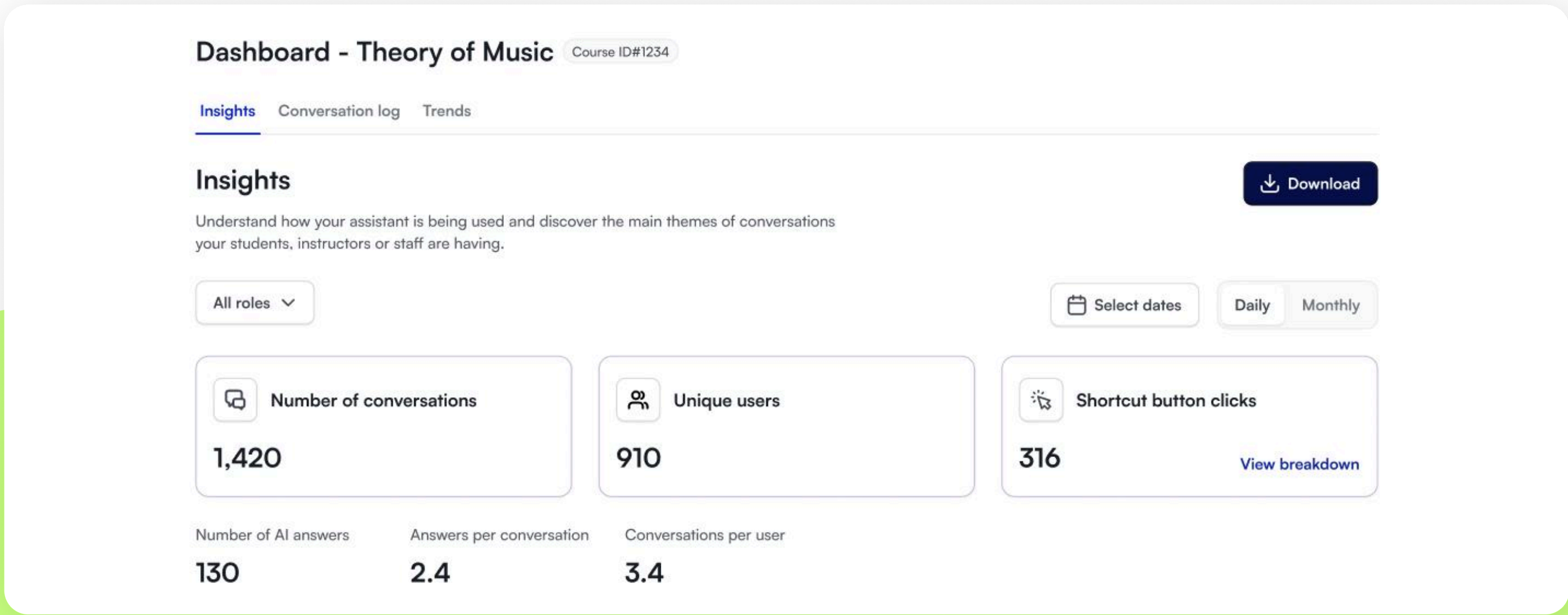
Faculty Insights for Early Interventions

LearnWise AI analyzes student interactions with Lumi Tutor, identifying areas where students struggle most. This allows faculty to proactively address challenging topics and refine their teaching strategies.



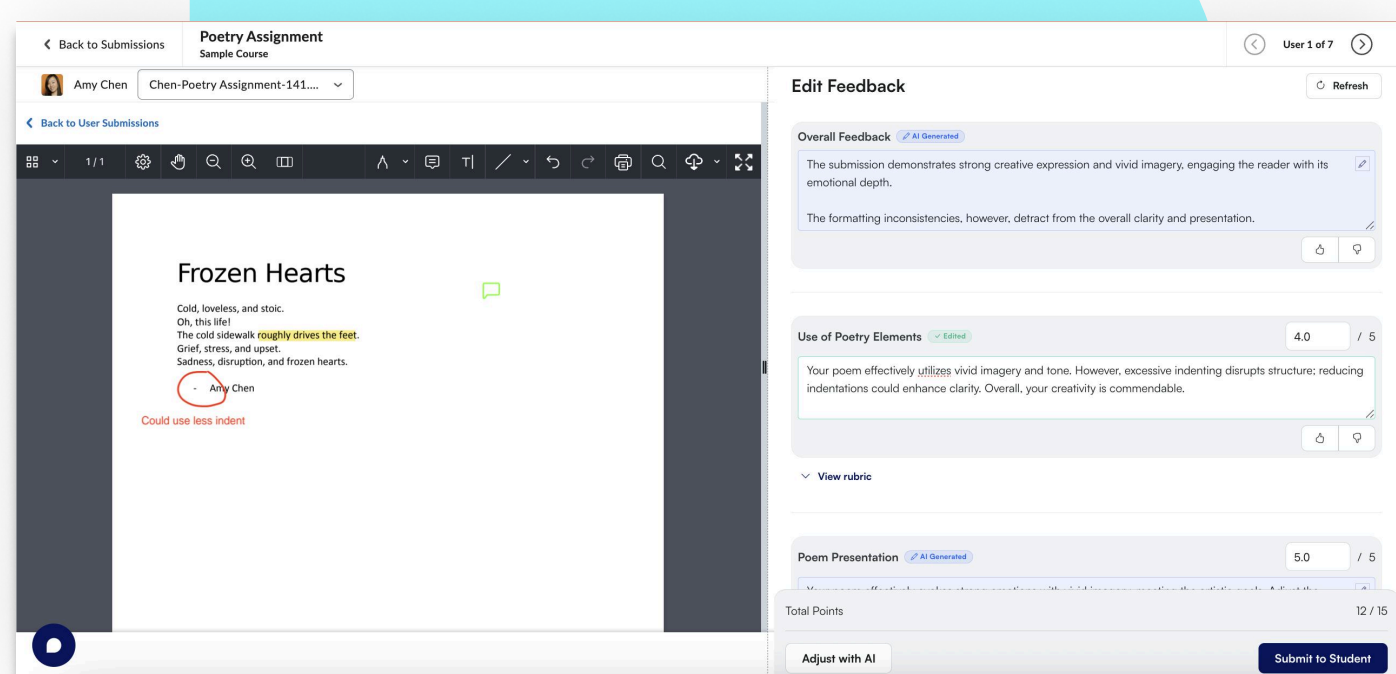
Enhance Your Course Design

Lumi Tutor handles routine questions, freeing up faculty time for more meaningful student interactions. It also provides a trend report with frequently asked questions, helping instructors and learning designers identify and address common pain points in their course design.



04 Lumi Feedback: Better and Faster Grading in Brightspace

Timely and consistent grading, especially across large courses, is a persistent challenge for faculty. Lumi Feedback by LearnWise AI solves this problem by enabling faculty to give high-quality, actionable feedback on every student assignment within their usual grading workflow in Brightspace.

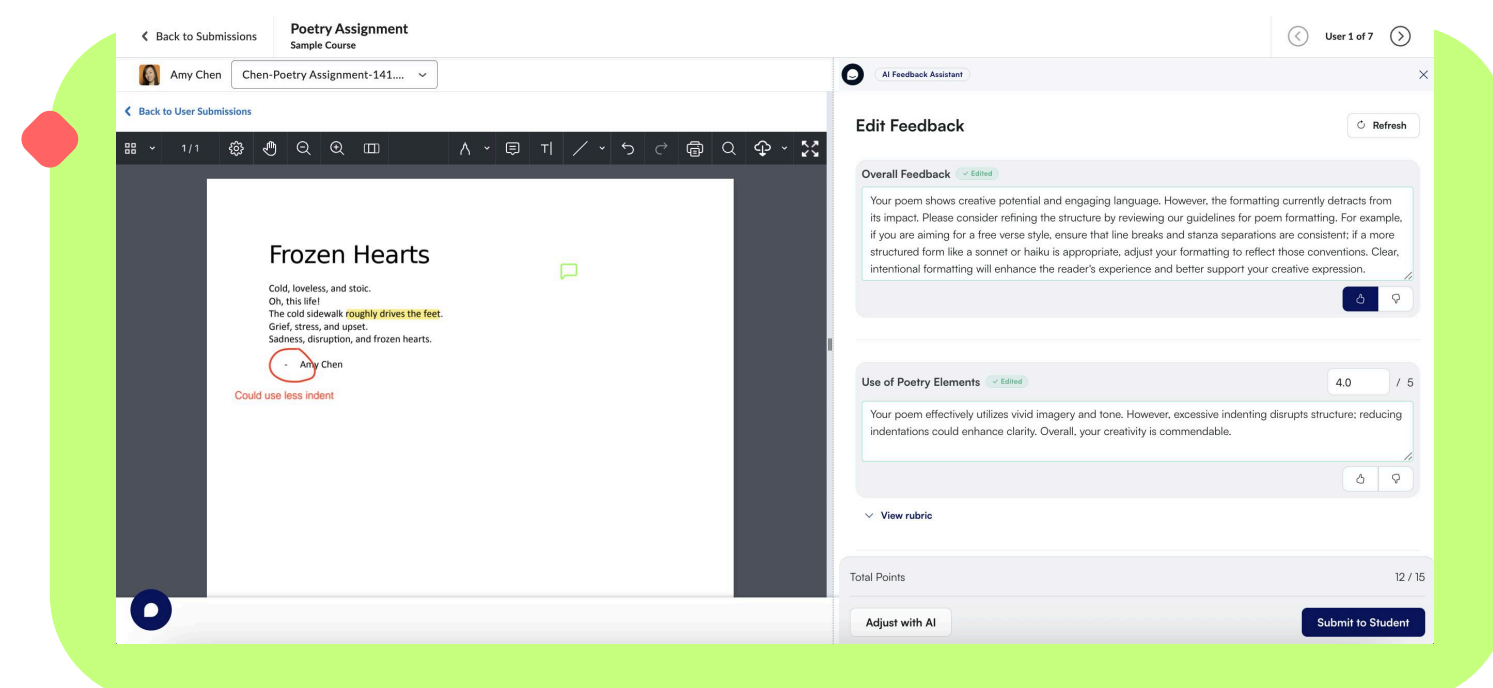


Create Feedback & Grades in Seconds

Lumi Feedback analyzes the rubric, course content, and instructor notes & annotations to generate effective, rubric-based feedback and grades on written and video assignments. This way, every student receives timely and detailed feedback while instructors save significant time.

Enhance Instructor Feedback with AI

Lumi Feedback helps instructors enhance their own feedback for any rubric criteria for tone, depth and any custom instructions. Instructor can style and add topics to be included in their feedback, so the instructor input is reflected in the best way possible.




Faculty is not Replaced, but Empowered

Instructors retain full control, with the option to review, approve, or edit feedback and grades before release. With Lumi Feedback, grading becomes not only scalable but pedagogically powerful.

Fully Customizable, Smart AI Grader

Lumi Feedback utilizes advanced AI reasoning models to match high academic standards. It can be trained on the institution's unique knowledge base, including academic standards, policies and FAQs, ensuring a consistent, standardized grading experience.



< Back to Submissions

Poetry Assignment
 Sample Course

< User 1 of 7 >

Amy Chen

Chen-Poetry Assignment-141.... ▾

[Back to User Submissions](#)

🗖️ ▾
1 / 1
⚙️
👤
🔍
🔍+
📄

↶ ▾
💬
T|
/ ▾
↩
➡
🖨️
🔍
🔄 ▾
✂

Frozen Hearts

Cold, loveless, and stoic.
Oh, this life!
The cold sidewalk roughly drives the feet.
Grief, stress, and upset.
Sadness, disruption, and frozen hearts.

-
Amy Chen

Could use less indent

AI Feedback Assistant
×

← Select which feedback to adjust

☐ Select All

☒ Overall Feedback ⓘ
The submission demonstrates strong creative expression and vivid imagery, engaging the reader with its emotional...

☐ Use of Poetry Elements ⓘ
Your poem effectively utilizes vivid imagery and tone. However, excessive indenting disrupts structure; reducing...

☒ Poem Presentation ⓘ
Your poem effectively evokes strong emotions with vivid imagery, meeting the artistic goals. Adjust the formatting to...

☐ Submitted Poem ⓘ
Your poem offers vivid imagery and emotional tone, effectively engaging the reader. However, refining the formatting...

Choose adjustment

Make shorter
Be more specific

Custom instructions

Refer to the poem formats we covered in the course

Adjust Feedback

05 Simple Integration and Implementation in Brightspace

1. Initial Setup (30 minutes)

- Install the Brightspace LearnWise AI extension or set up secure configuration of LTI 1.3 and Brightspace API Key.
- Activate the tool for desired courses with a single click

2. Onboarding

LearnWise offers a fast-track, 3-4 month pilot program that brings AI-powered assistants to campuses with minimal lift from your team. Our dedicated Partner Support Team guides every step from planning and technical setup to launch and evaluation, ensuring a smooth integration with your existing systems. With 400+ EdTech tool integrations and tailored AI assistants for students and staff, institutions see immediate improvements in support, efficiency, and scalability.

Connect your LMS Account

Provide access to your learning account information to get personalized help on course content, assignments, and much more.

You will be able to ask things like:

- When is my assignment due?
- When are my faculty's office hours?
- Can you give me practice questions on this topic?
- Can I get a summary of the topics we covered this week?

Continue

3. Customize Integration

Institutions can fine-tune the AI Assistant's access level to align with their specific needs and policies. Select from user information, course structure and content, assignments, discussions, and quizzes, grades and progress data, external content repositories (e.g. Kaltura videos, SharePoint sites).

06 Try LearnWise AI at your institution today

Transform Your Institution's Digital Learning Experience with LearnWise AI

D2L Lumi by LearnWise AI represents a paradigm shift in digital education. By providing instant, context-aware support within Brightspace, we're empowering students, faculty, and administrators to achieve more:

- Students receive 24/7 *personalized* assistance, enhancing their learning journey
- Faculty gain valuable *insights* to improve course content and student engagement
- Administrators benefit from streamlined support processes and *data-driven decision-making*

LearnWise isn't just keeping pace with the future of education — *we're actively shaping it*. Join us in revolutionizing the digital classroom experience and unlock the full potential of your institution's learning environment.

Get in touch

For more information on how [LearnWise.ai](https://www.learnwise.ai) can transform your institution's support services, please contact:

www.learnwise.ai

hi@learnwise.ai

Download the information sheet

